




*P858 | P1057*

# *Transport Blowers*



# P858/P1057 Standard Features

- CFM Range: P858 (390 - 1000 CFM) P1057 (535 - 1340 CFM)
- Blower RPM: P858 (1800 - 3000 RPM) P1057 (1700 - 3000 RPM)
- Reduced Noise, Due to Port and Lobe Design
- Twin Drive Shafts Allow for Universal Bi-Directional Mounting
- Extra Large Oil Sight Glasses for Easy Viewing
- Replaceable Drive Shaft Wear Sleeve
- Drive Shaft Seal Guard to Protect Seal from Road Debris
- Drivers Side or Passenger Side Mounting Options
- Convenient Melt Plug Locations





## P858/P1057 Vertical Air Flow

- Low Profile Allowing for Maximum Ground Clearance
- Silencer Bolts onto Flanged Blower Connection
- Optional Camlock / Check Valve, (No Silencer)
- Requires the Least Amount of Frame Rail Space

## P858/P1057 Horizontal Air Flow

- Combination Blower and Silencer Mount Bracket
- Stainless Steel or Steel Silencer Options
- Across the Frame Air Filter Mounting
- Available Air Filter Mounting Bracket




## P858/P1057 Horizontal Air Flow w/Adjacent Air Filter

- Stainless Steel or Steel Silencer Options
- Positions Air Filter Next to the Silencer
- Available Air Filter Mounting Bracket
- Single Frame Rail Solution

## Vacuum Filter Options

- All 304 Brushed Stainless Steel
- Standard 5" Side Outlet Option
- 5" Side Outlet & Vacuum Gauge
- 4" Bottom Outlet Option





**P858 | P1057**

# P858/PI057 Specifications and Capacities

## Dimensions

P858	PI057
• A 22.25"	• A 24.38"
• B 5.88"	• B 5.88"
• C 8.08"	• C 8.08"
• D 12.13"	• D 12.13"
• E 18.06"	• E 18.06"
• F 1 5/8" Shaft x 3/8" Key	• F 1 5/8" Shaft x 3/8" Key

**366 lbs (P858) | 419 lbs (PI057)**

## Performance Charts for Power Take-off Operation



Blower Speed RPM	Pressure Performance and Horsepower								Vacuum Performance and Horsepower					
	12 PSIG		16 PSIG		18 PSIG		20 PSIG		12" of Hg.		16" of Hg.		17" of Hg.	
	CFM	BHP	CFM	BHP	CFM	BHP	CFM	BHP	CFM	BHP	CFM	BHP	CFM	BHP
1800	479	33	462	42	447	50	437	55	493	17	464	21	440	23.29
1900	514	35	497	44	482	52	472	58	528	18	498	22	475	24.59
2000	549	37	532	46	516	55	507	61	563	18	533	23	510	25.88
2100	584	39	566	49	551	58	541	64	597	19	568	24	545	27.17
2200	618	41	601	51	586	61	576	68	632	20	602	25	579	28.47
2300	653	43	636	53	620	64	611	71	667	21	637	26	614	29.76
2400	688	45	671	56	655	66	645	74	701	22	672	27	649	31.05
2500	722	47	705	58	690	69	680	77	736	23	707	29	683	32.35
2600	757	48	740	60	724	72	715	80	771	24	741	30	718	33.64
2700	792	50	775	63	759	75	750	83	806	25	776	31	753	34.94
2800	826	52	809	65	794	78	784	86	840	26	811	32	787	36.23
2900	861	54	844	67	829	81	819	89	875	27	845	33	822	37.52
3000	896	56	879	70	863	83	854	92	910	28	880	34	857	38.82



Blower Speed RPM	Pressure Performance and Horsepower								Vacuum Performance and Horsepower					
	12 PSIG		16 PSIG		18 PSIG		19 PSIG		12" of Hg.		16" of Hg.		17" of Hg.	
	CFM	BHP	CFM	BHP	CFM	BHP	CFM	BHP	CFM	BHP	CFM	BHP	CFM	BHP
1700	587	42	556	55	543	62	536	66	605	22	565	27	534	31
1800	633	44	602	59	589	66	582	69	651	22	611	27	580	31
1900	679	47	648	62	635	70	628	73	697	23	657	29	626	32
2000	725	49	694	65	681	73	674	77	743	24	703	30	672	35
2100	771	52	740	69	727	77	720	81	789	25	749	32	718	36
2200	817	54	786	72	773	81	766	85	835	27	795	33	764	38
2300	863	57	832	75	819	84	812	89	881	28	841	35	810	39
2400	909	59	878	79	865	88	858	93	927	29	887	36	856	41
2500	955	61	924	82	911	92	904	97	973	30	933	38	902	43
2600	1001	65	970	85	957	96	950	101	1019	32	979	39	948	44
2700	1047	67	1016	89	1003	100	996	105	1065	33	1025	41	994	46
2800	1093	70	1062	92	1049	103	1042	109	1111	34	1071	42	1040	48
2900	1139	72	1108	96	1095	107	1088	113	1157	35	1117	44	1086	50
3000	1185	75	1154	99	1141	111	1134	117	1203	36	1163	45	1132	51

\*Check PTO manufacturer's max RPM



**2111 US Hwy 411 NE, Cartersville, GA 30121**  
**800.471.8769 • www.truckblower.com**



P858/PI057 Brochure 03-2022